



Saskatchewan's
Next **Gold** Producer

THE LA RONGE GOLD BELT:
RE-EMERGENCE OF GOLD
PRODUCTION

SGS Open House
November 30, 2010

GBN:TSX.V

Golden Band 
RESOURCES INC

The header features a close-up photograph of a gold bar being worked on by a hammer and anvil. The text "Saskatchewan's Next Gold Producer" is overlaid on the right side of the image. "Saskatchewan's" is in white, "Next" is in a smaller white font, and "Gold Producer" is in a larger, bold yellow font.

Saskatchewan's Next Gold Producer

Notices

All of Golden Band's exploration programs and pertinent disclosure of a scientific nature were prepared and/or designed and carried out under the supervision of James Wong, P.Eng., P.Geo., who served as the qualified person under the definitions of National Instrument 43-101.

All of Golden Band's development-related programs and pertinent disclosure of a development nature are prepared and/or designed and carried out under the supervision of Gary Haywood, P.Eng., Golden Band's VP of Operations, who serves as the qualified person (QP) under the definitions of National Instrument 43-101.

Forward Looking Statements: Some of the statements in this presentation contain forward-looking information which involves inherent risk and uncertainty that may affect the business of Golden Band Resources Inc. Actual results may differ materially from those currently -anticipated in such statements.

Neither TSX Venture Exchange nor its Regulation Services Provider (as that term is defined in the policies of the TSX Venture Exchange) accepts responsibility for the adequacy or accuracy of this information.

Gold in Saskatchewan



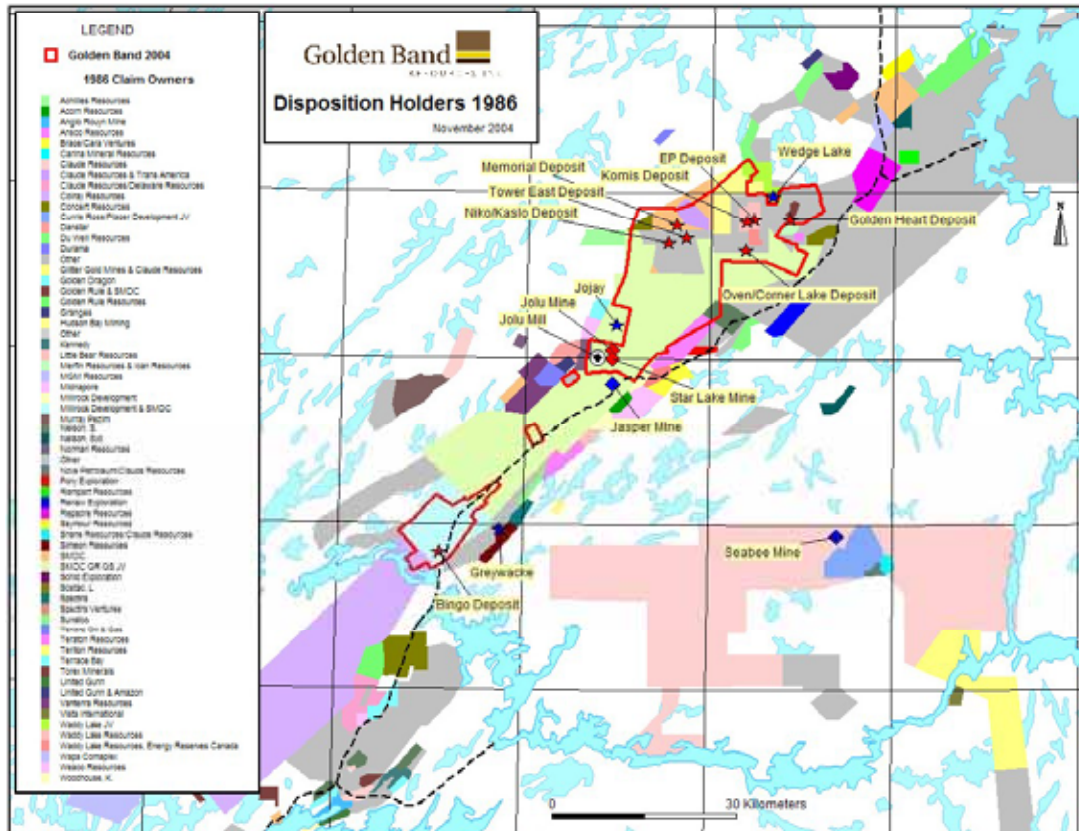
Plate II. Large dredge with frame superstructure, North Saskatchewan River, 1905 (Photograph courtesy of Saskatchewan Archives)

Gold in Saskatchewan



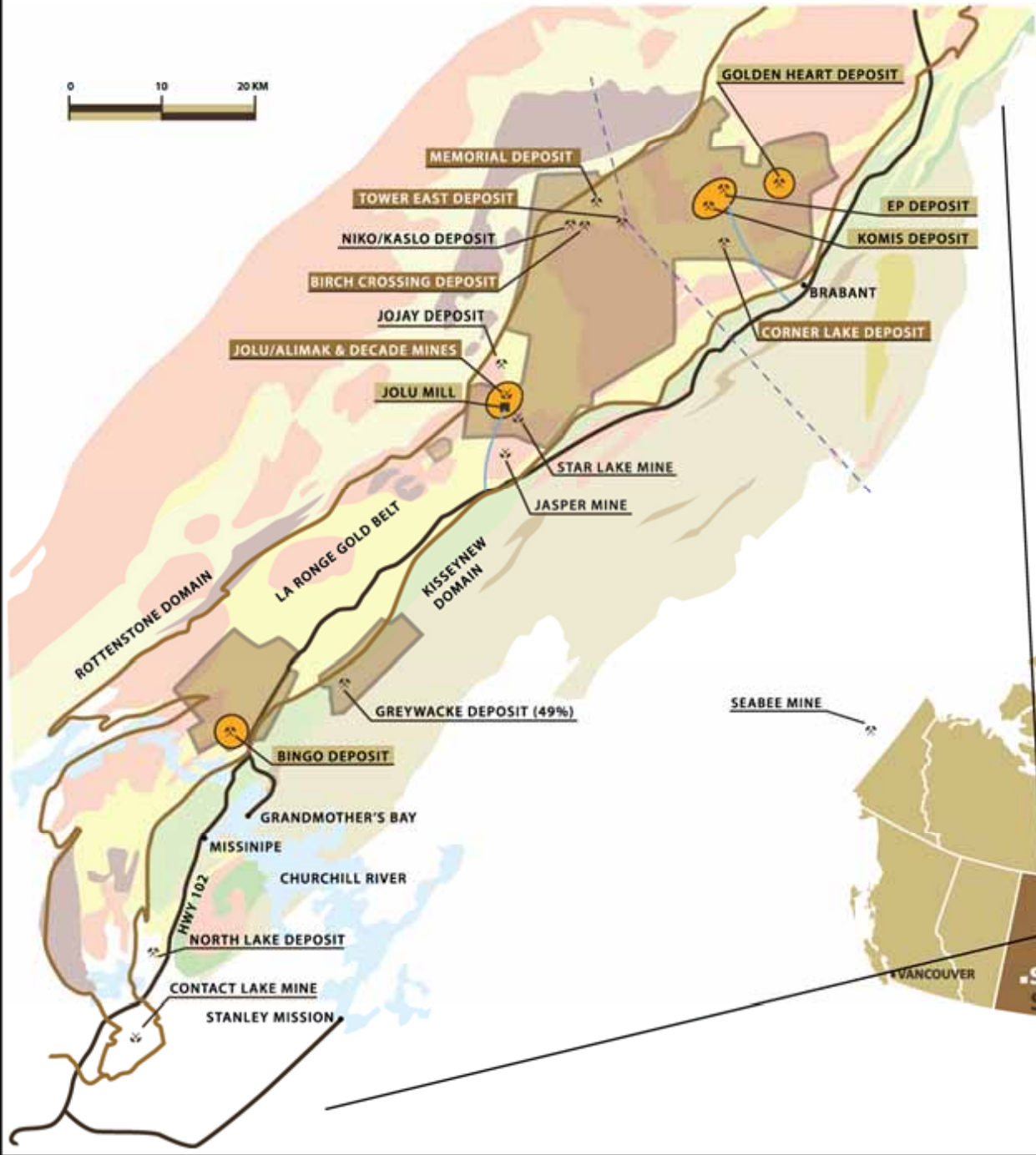
Plate I. Placer gold mining, North Saskatchewan River, Frenchman Butte, 1939 (Photograph courtesy of Saskatchewan Archives)

La Ronge Gold Belt – A Golden History



- 1930s gold discovery at Sulphide lake by Studer
- 1980s Gold Rush
- 60-80 companies
- 600,000 oz historical production to date
- Last production in 1997

La Ronge Gold Belt



LEGEND

- GOLDEN BAND'S CLAIMS
- HIGHWAY
- ACCESS ROADS
- I2P (Island Falls to Points North) HYDRO-ELECTRIC POWERLINE 138 KV



Golden Band Highlights

- 12 known deposits, 4 former mines, >750² km of land;
- Fully financed to start production in Q4 2010
- >325,000 ounces production planned in years 1 to 5
- Provincial EA approval received for Bingo, EP and Komis deposits
- 700 tonnes per day (tpd) Jolu gold mill within 75 km of all deposits
- Established infrastructure: excellent road access, grid power to mill completed
- Sustainable production targeted for 10+ years from existing resources
- Business Plan target is to ramp up to 60,000 ounces in 2011 and 100,000 ounces per year in 2014



Gold Resources (NI 43-101, April 2010)

	Deposit	Assays Capped at (g/t Au)	Cut off (g/t Au)	Measured + Indicated Resources			Inferred Resources		
				Tonnes	Grade (g/t Au)	Resource (ounces Au)	Tonnes	Grade (g/t Au)	Resource (ounces Au)
1	Bingo	105 and 70	5	174,668	13.14	73,777	155,074	13.89	67,756
2	EP	40	1	102,000	3.81	12,494	-	-	-
3	Komis	115	4	191,740	7.85	48,398	10,746	7.91	2,731
4	Golden Heart	no cap	4	-	-	-	671,650	9.1	196,549
5	Corner Lake	30	5	-	-	-	184,400	8.07	47,900
6	Birch Crossing	120	2	-	-	-	536,300	5.11	88,100
7	Memorial	30	1	288,400	2.83	26,220	90,900	2.49	7,272
8	Tower East	15	1	5,019,080	1.86	299,835	902,020	1.52	43,965
9	Greywacke	33.15	5	90,160	8.4	24,353	28,420	7.29	6,664
Totals:				5,866,048	2.57	485,077	2,579,510	5.58	460,937

Does not include Golden Band's Niko/Kaslo or Decade gold deposits.

Golden Band owns 49% of the Greywacke gold deposit and only that portion is included in the table.

La Ronge Gold Project: The Plan for Production



BINGO: HIGH-GRADE UNDERGROUND DEPOSIT

EP: MEDIUM-GRADE NEAR SURFACE DEPOSIT

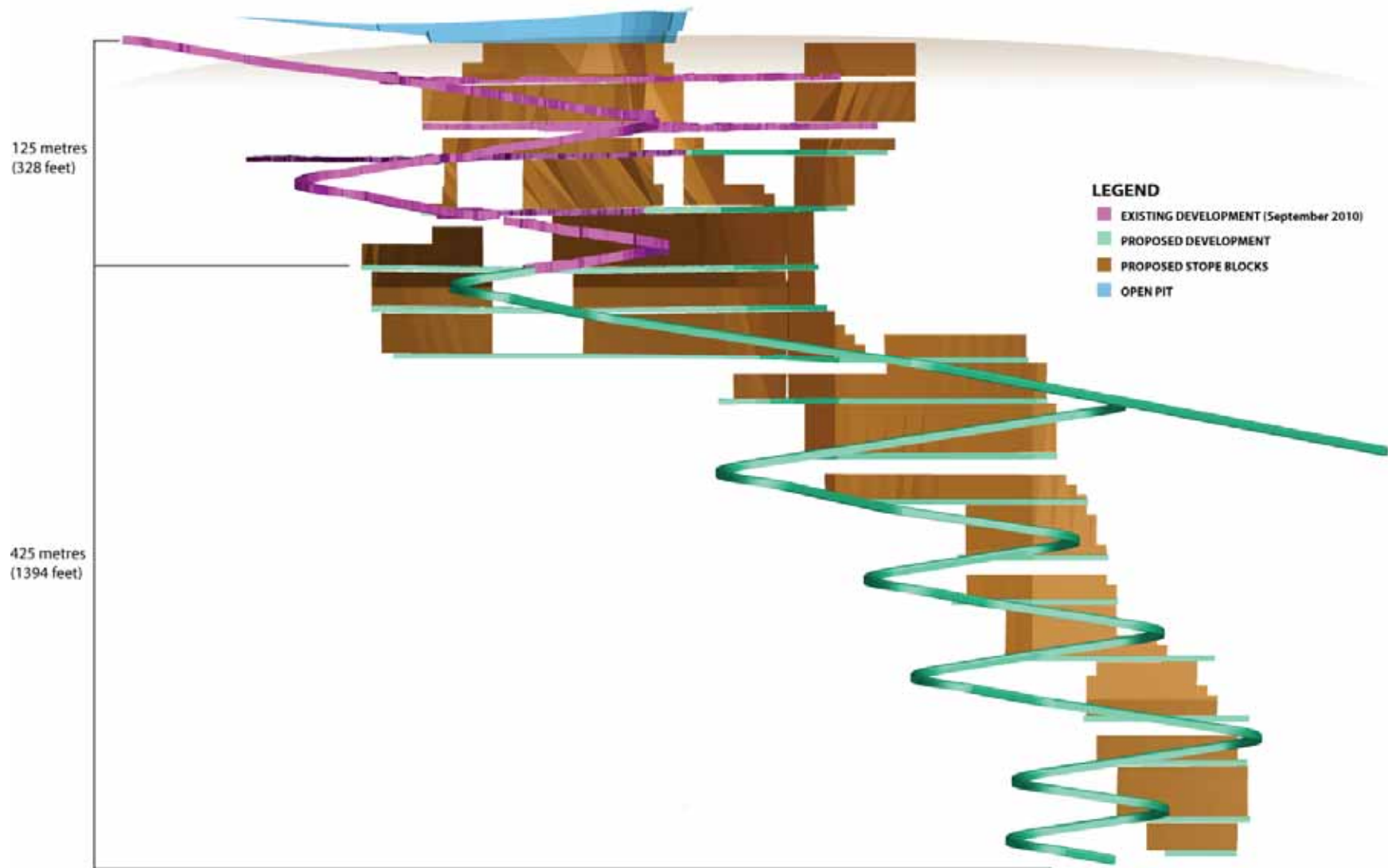
KOMIS: HIGH-GRADE UNDERGROUND DEPOSIT

GOLDEN HEART: HIGH-GRADE UNDERGROUND DEPOSIT

Production Strategy: Phase 1 2010-2011

- Jolu mill feed from Bingo gold deposit at startup rate of 400 tpd in November 2010, initially producing 45,000 ounces gold per year
- Commence EP deposit open pit mining once gold production is achieved
- Initial EP ore will supplement 350 tpd Bingo feed at 50 tpd
- Increase mill feed rate to 700 tpd in mid-2011, to produce 60,000 ounces gold per year

Bingo Deposit: Underground Mine Model

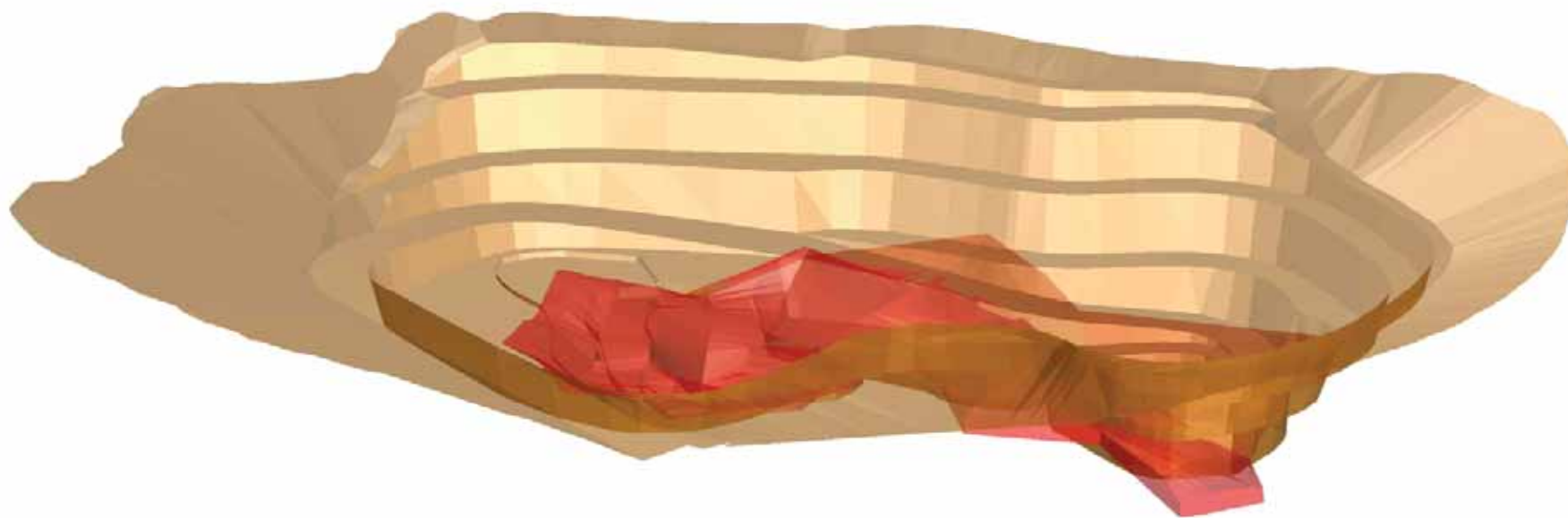


GBN:TSX.V

Golden Band 
RESOURCES INC

EP Deposit: Open Pit Mine Model

← 260 m →



LEGEND

- PROPOSED PIT
- GOLD DEPOSIT

GBN:TSX.V

Golden Band 
RESOURCES INC

Production Strategy: Phase 2 2011-2013

- Objective of 75,000 ounces gold annual production by 2013
- Replace EP deposit mill feed in 2011 with feed from Komis deposit
- Sustain Jolu mill feed at 700 tpd from both Bingo and Komis deposits
- Continued resource definition drilling at both Komis and Bingo to replace reserves and increase resource base

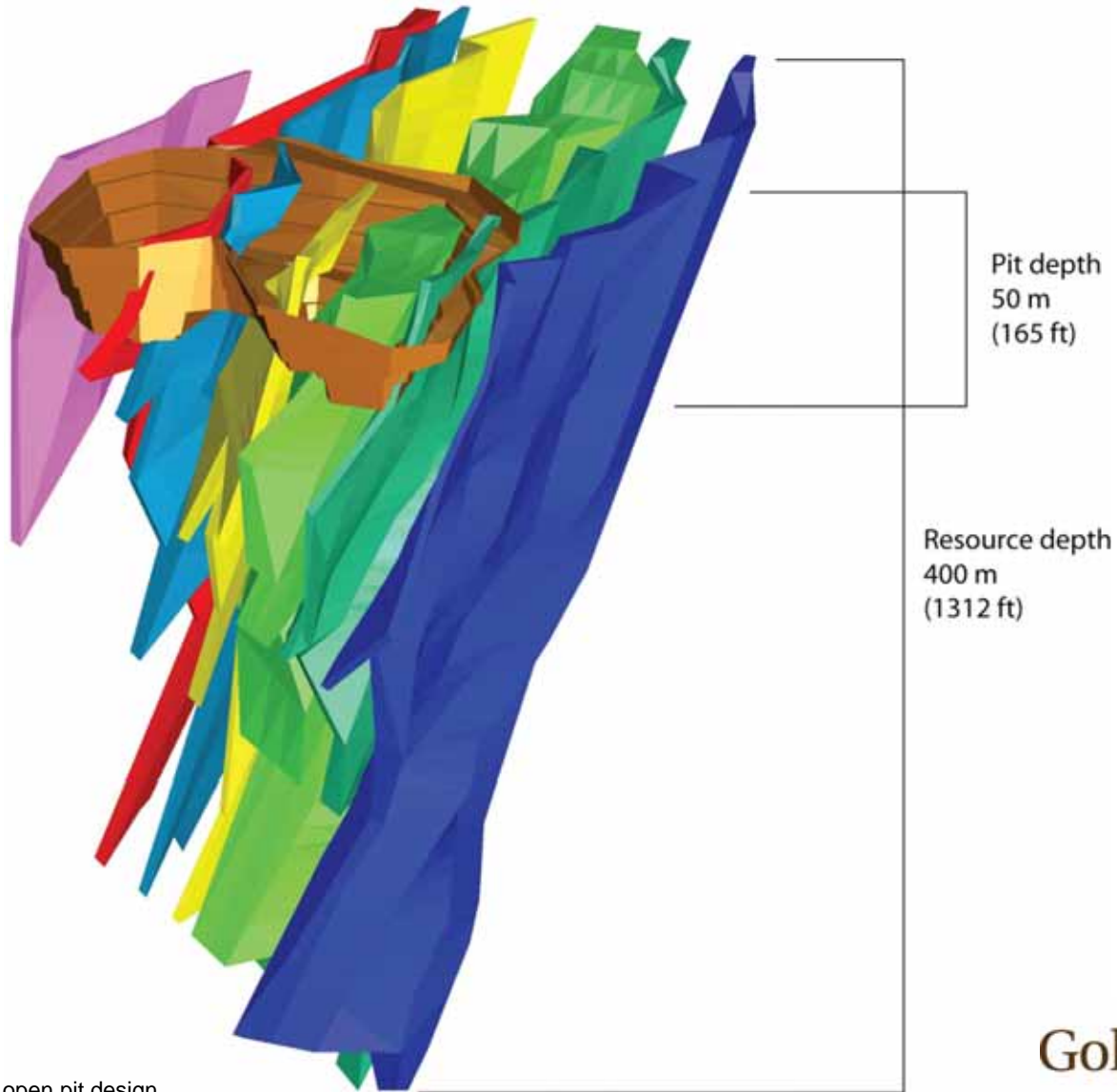
Komis Deposit: Geological Model



Production Strategy: Phase 3 2013-2018

- Objective: 100,000 ounces annual gold production by 2014
- Development of Golden Heart deposit as open pit and underground operation
 - Increase Jolu mill capacity to 1,000 tpd - \$3.5M capex
 - Assessment and development of Corner Lake gold deposit
 - Assessment and development of Decade gold deposit
- Assessment and development of additional gold deposits including Memorial, Birch Crossing & Tower East

Golden Heart Deposit: Geological Model (Uncapped)



This is a preliminary open pit design.

Summary

- After a 13 year hiatus, the La Ronge Gold Project is poised to become the newest producing gold camp in Canada;
- Golden Band has assembled a large portfolio of high grade deposits over the past 17 years;
- Ownership of a mill has proven to be a strategic advantage to enable the company to become a gold producer;
- Pipeline of high grade resources where the whole project is greater than the sum of its parts.



Thank you

Golden Band Resources Inc.

100, 701 Cynthia Street
Saskatoon, SK S7L 6B7
T 306.955.0787 F 306.955.0788
www.goldenbandresources.com

Ron Netolitzky, Executive Chair
Gary Haywood, VP Operations & COO
306.955.0787 Ext 7124
gary.haywood@goldenbandresources.com

Investor Relations

Raju Wani 403.240.0555
info@goldenbandresources.com

Tony Perri 604.682.6852
info@goldenbandresources.com

Golden Band 
RESOURCES INC