

Saskatchewan's *New* Gold Producer

Transitioning to a Junior Gold Producer

LA RONGE GOLD PROJECT

Saskatchewan, Canada

Presented by Rodney Orr

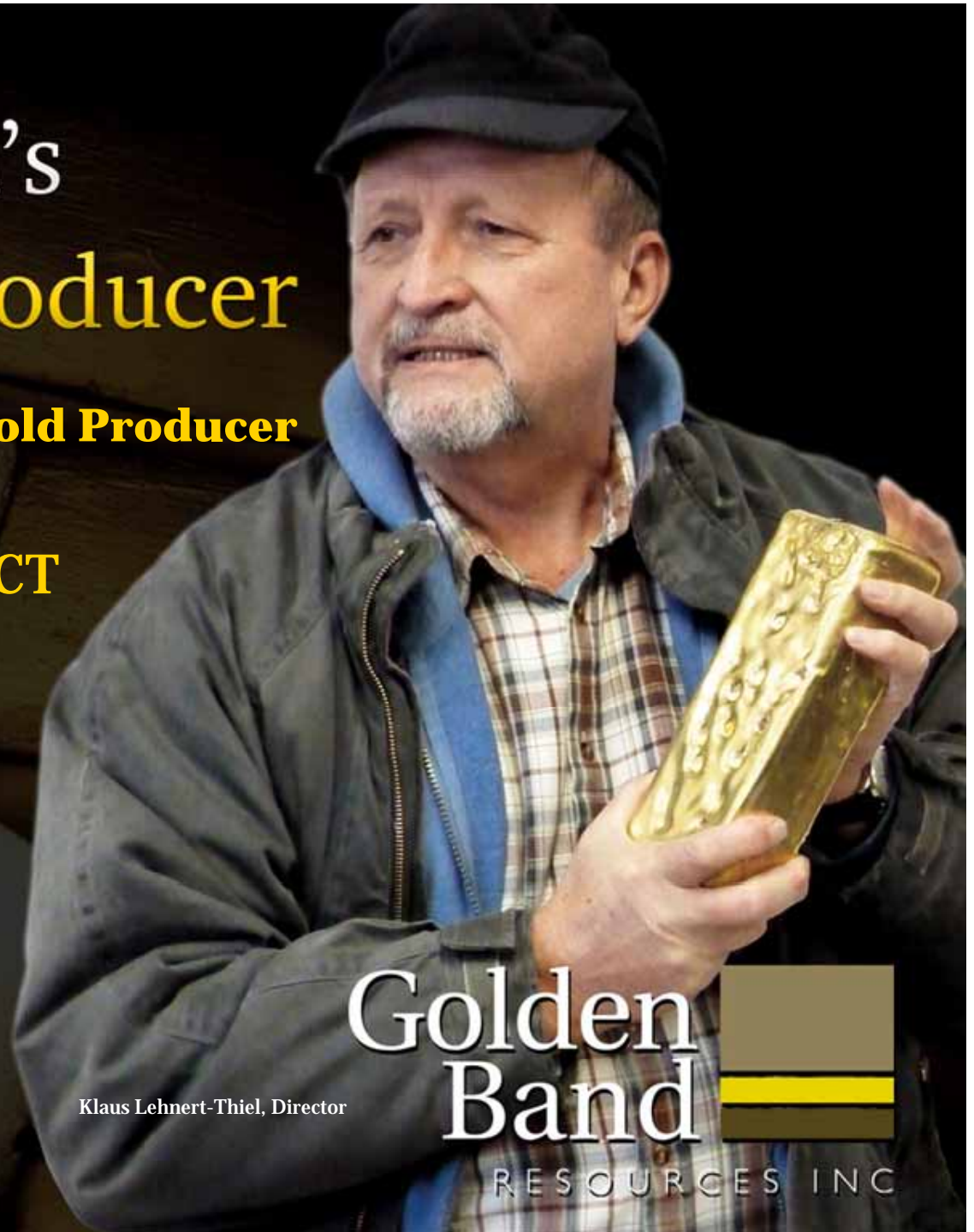
Saskatchewan Investment Conference

7 May 2011

GBN:TSX.V

Klaus Lehnert-Thiel, Director

**Golden
Band**
RESOURCES INC





Saskatchewan's New Gold Producer

Notices

All of Golden Band's development-related programs and pertinent disclosure of a development nature are prepared and/or designed and carried out under the supervision of Gary Haywood, P.Eng., Golden Band's VP of Operations, who serves as the qualified person (QP) under the definitions of National Instrument 43-101.

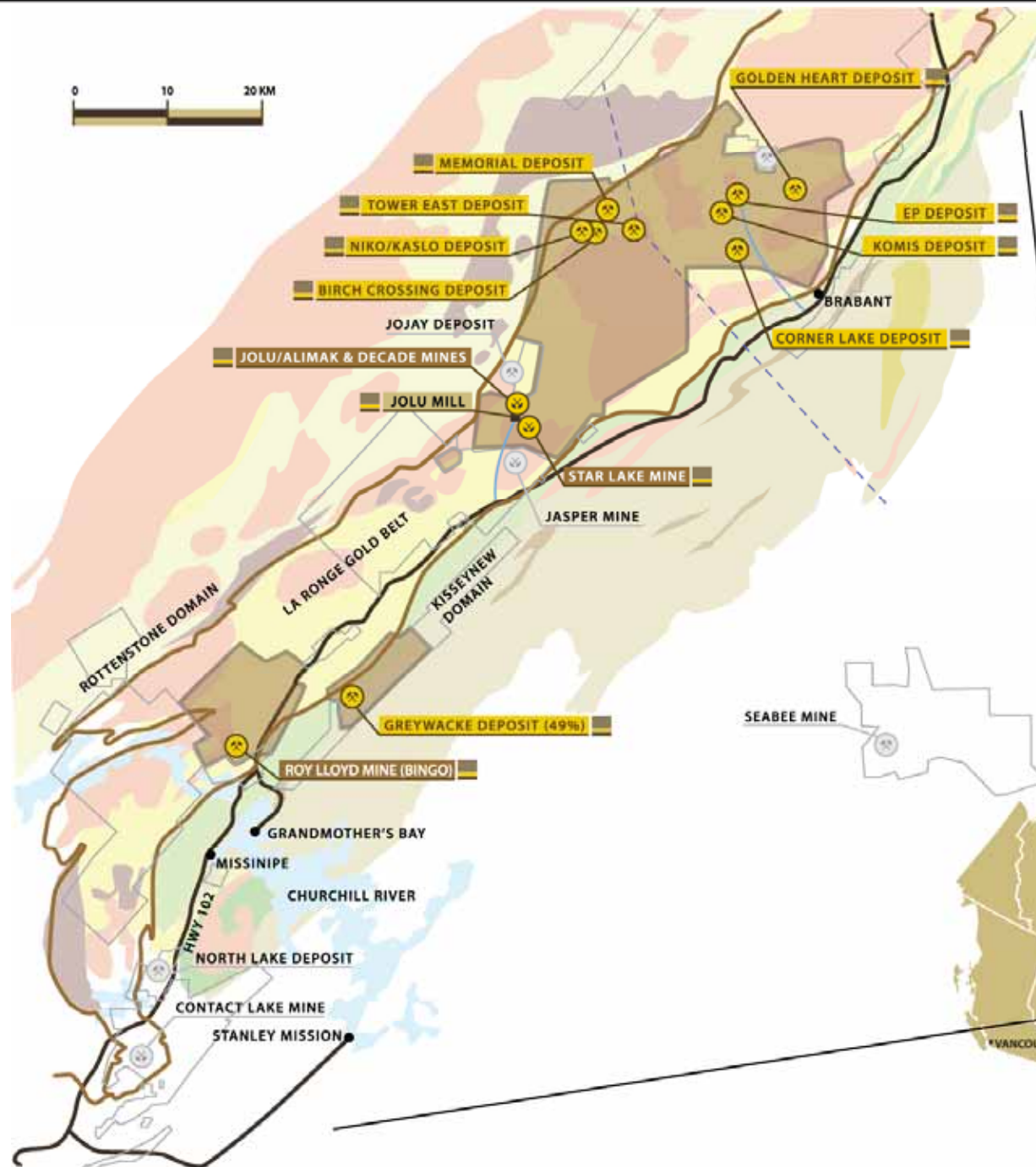
Forward Looking Statements: Some of the statements in this presentation contain forward-looking information which involves inherent risk and uncertainty that may affect the business of Golden Band Resources Inc. Actual results may differ materially from those currently anticipated in such statements.

Neither TSX Venture Exchange nor its Regulation Services Provider (as that term is defined in the policies of the TSX Venture Exchange) accepts responsibility for the adequacy or accuracy of this information.

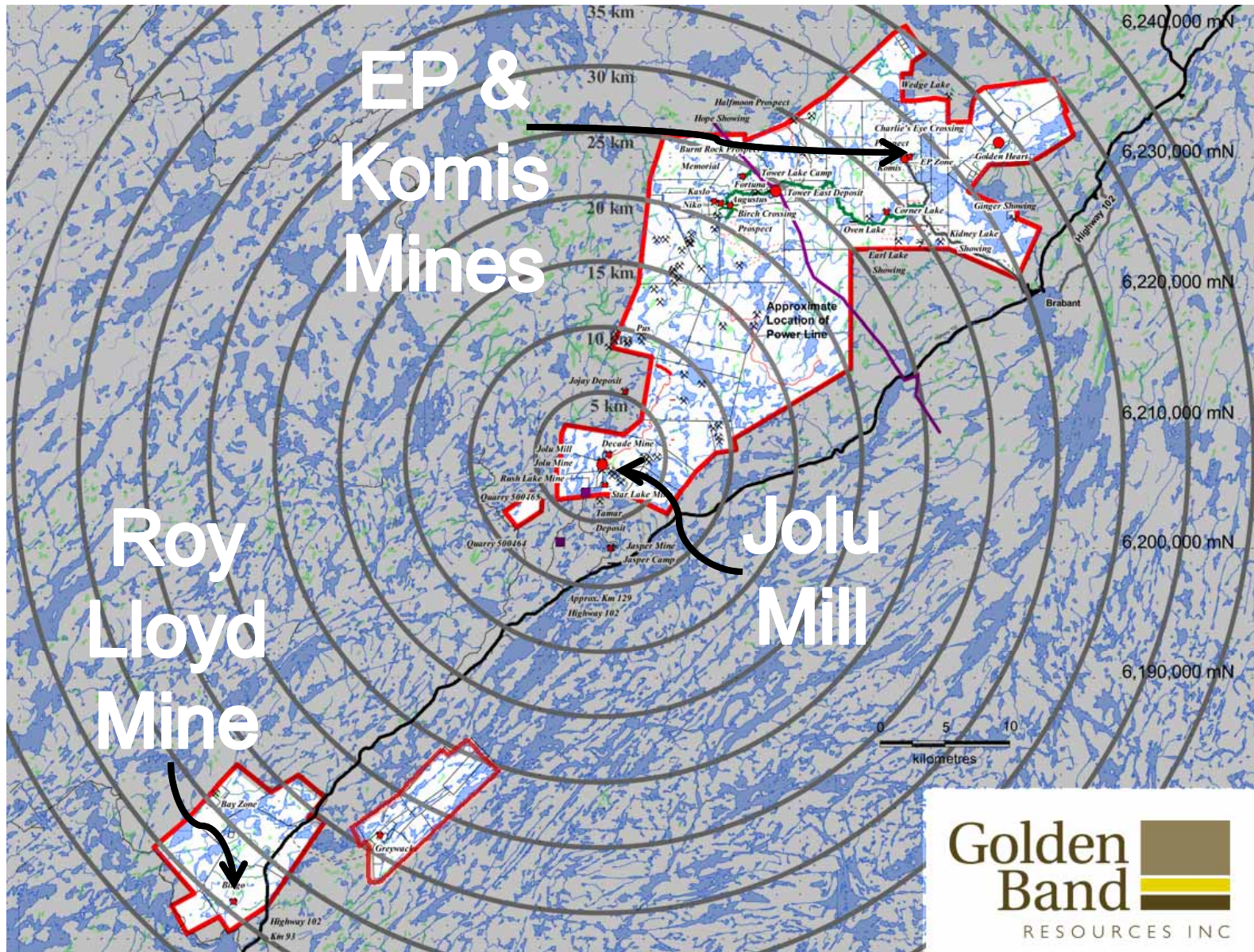
La Ronge Gold Project

LEGEND


-  GBN Gold Deposits
-  GBN-owned Past-Producing Mines
-  Golden Band's Claims
-  Other Gold Deposits
-  Past-Producing Gold Mines (others)
-  Other Claims
-  Highway
-  Access Roads
-  I2P (Island Falls to Points North) HYDRO-ELECTRIC POWERLINE 138 KV



La Ronge Gold Belt: GBN Operations



Jolu Gold Mill



Golden Band (GBN) Highlights

- Working in area since 1994, giving long-term perspective & strong working relationships with local communities
- Strong current involvement with several local communities providing employees and contractors for goods and services
- Past-producing gold camp, with excellent potential for increasing existing resources and new discoveries
- GBN has 12 known deposits, 4 former mines, a mill, and >750² km of land



GBN Highlights (continued)



- 700 tonne-per-day (tpd) Jolu gold mill within 75 km of all deposits
- Established infrastructure: excellent road access, grid power to mill
- Provincial EA approval received for Roy Lloyd Mine (Bingo), EP and Komis deposits
- >325,000 ounces production planned in years 1 to 5
- Sustainable production targeted for 10+ years from existing resources
- Business Plan target is to ramp up to 60,000 ounces in 2011 and 100,000 ounces per year in 2014

GBN Gold Resources (NI 43-101, April 2010)

	Deposit	Assays Capped at (g/t Au)	Cut off (g/t Au)	Measured + Indicated Resources			Inferred Resources		
				Tonnes	Grade (g/t Au)	Resource (ounces Au)	Tonnes	Grade (g/t Au)	Resource (ounces Au)
1	Roy Lloyd Mine (Bingo deposit)	105 and 70	5	174,668	13.14	73,777	155,074	13.89	67,756
2	EP	40	1	102,000	3.81	12,494	-	-	-
3	Komis u/g	115	4	191,740	7.85	48,398	10,746	7.91	2,731
4	Golden Heart	no cap	4	-	-	-	671,650	9.1	196,549
5	Corner Lake	30	5	-	-	-	184,400	8.07	47,900
6	Birch Crossing	120	2	-	-	-	536,300	5.11	88,100
7	Memorial	30	1	288,400	2.83	26,220	90,900	2.49	7,272
8	Tower East	15	1	5,019,080	1.86	299,835	902,020	1.52	43,965
9	Greywacke	33.15	5	90,160	8.4	24,353	28,420	7.29	6,664
Totals:				5,866,048		485,077	2,579,510		460,937

Does not include Golden Band's Niko/Kaslo or Decade gold deposits.

Golden Band owns 49% of the Greywacke gold deposit and only that portion is included in the table.

The deposits except for EP and Tower East are open for resource expansion through additional exploration drilling.

Tower East, Birch Crossing and Memorial require updated resource evaluations.

These need to be modeled as high-grade deposits.

GBN:TSX.V

Golden Band 
RESOURCES INC

La Ronge Gold Project: Plan for Production



ROY LLOYD MINE (BINGO): HIGH-GRADE UNDERGROUND DEPOSIT

EP: MEDIUM-GRADE NEAR SURFACE DEPOSIT

KOMIS: HIGH-GRADE UNDERGROUND DEPOSIT

GOLDEN HEART: HIGH-GRADE UNDERGROUND DEPOSIT

Near-Term Objectives

- **Achieved commercial production throughput from the Jolu Mill sustained at 400 tpd.**
- **Continue development/exploration work on the permitted EP and Komis deposits to supply additional mill feed ASAP. Cost efficiencies obtained from mill capacity of 700 tpd.**
- **Complete permitting process on Golden Heart Deposit to support minimum objective of supplying mill feed to year 5 and beyond.**
- **Increase M&I resources for permitted deposits to support Jolu mill throughput of 700 tpd and to support a further mill expansion to 1,000 tpd.**
- **Advance resource definition exploration within current operating corridors including Corner Lake which is readily permit-able and Jolu Mill area deposits within existing permit areas that will need minimal infrastructure additions.**

Long Term Objectives

- Explore the La Ronge Gold Belt to define the resource potential more fully with the objective of supporting additional mill expansions or construction of new mills. Our target production of 1000 tpd may be insufficient to properly exploit the overall potential of this well mineralized belt. The upside may be closer to 200,000 oz gold/year than the 100,000 oz gold/year target.
- From our established production and development platform expand through acquisitions of other deposits.
- From a better rated stock price consider M&A activity to develop shareholder value and target a rating as an intermediate producer. Use this platform to compete for larger deposits.
- Utilize exploration skills and techniques for generative programs to identify new discoveries.

Exploration

With >750 km² of claims, 12 deposits & 4 past-producers, GBN will continue to have a very strong focus on exploration:

- **Brownfield:** resource expansion and new zones –
 - Most deposits are open on-strike and to depth
- **Greenfield:** recon through to early-stage deposit definition and initial resource estimate –
 - 40-50 known occurrences
 - Only outcrop or subcrop has been effectively explored
 - Immense potential for blind deposits (i.e., below present surface)



GBN:TSXV 12 Month Trading

source: Yahoo Finance



Share Capital (as at May 4th, 2011)

Net Shares Issued and Outstanding: 284,717,355

Reserved

Warrants: 45,074,980

Options: 18,622,593

Fully Diluted: 348,414,928

Fully Diluted Shares held by Directors and Officers: 17.54%

Share Trading (as at May 4th, 2011)

Recent Share Price: \$0.425

52-Week History: \$0.25 - \$0.75

3-Month Average Volume: 348,862

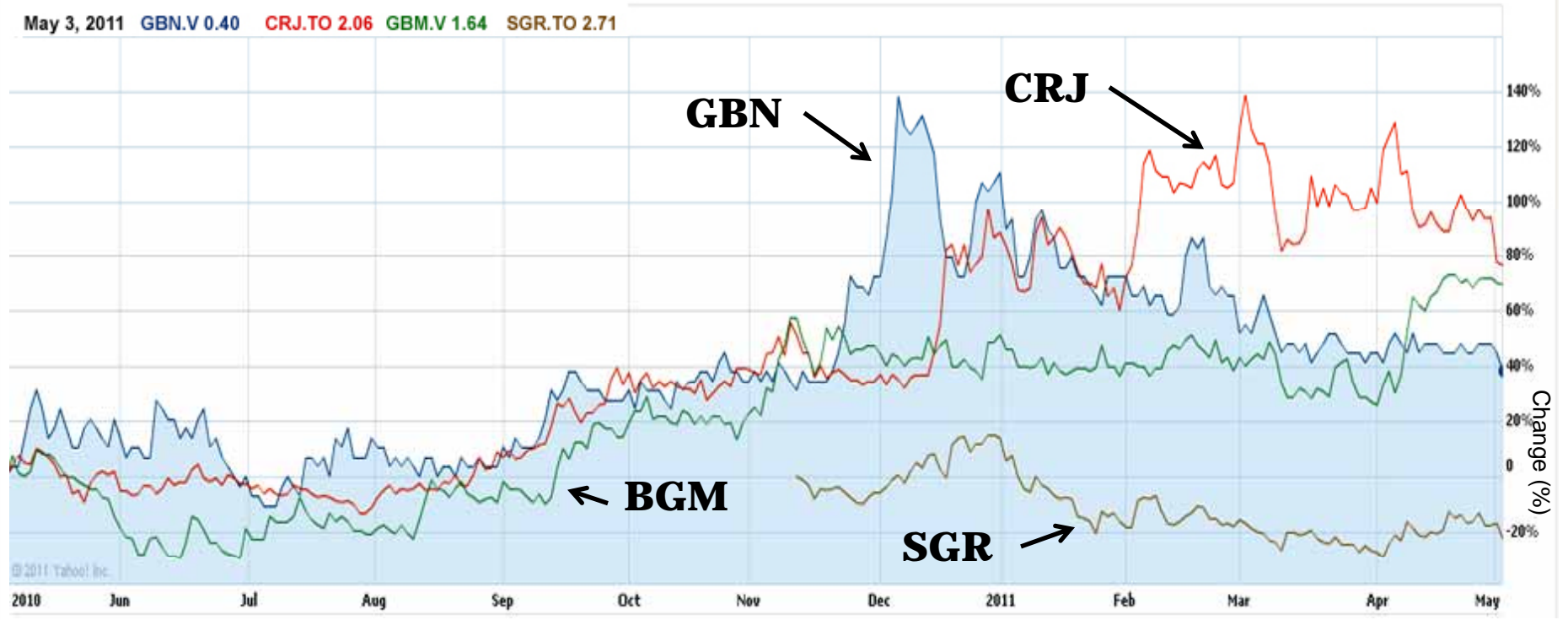
Market Capitalization: ~\$121 million

GBN:TSX.V

Golden Band 
RESOURCES INC

GBN Peer Comparison – 1 Year

source: Yahoo Finance



GBN:TSX.V



Directors

Ronald K. Netolitzky MSc Executive Chairman & Director

Klaus Lehnert-Thiel PhD, P.Eng., P.Geo. Director

A. Robson Garden QC Director

Robert Ingram CA Director

Stuart Diamond JD, MBA Director

John Tosney MSc, P.Eng. Director

Archibald J. Nesbitt LL.B, B.Comm. Director

Management

Gary Haywood P.Eng. Vice President of Operations and COO

**Mark Thiel CA Vice President of Finance and Administration,
CFO, Corporate Secretary**

Rodney Orr P.Geo., MBA Vice President of Corporate Development



Jolu Mill Superintendent, Doug Keating, shows off the 'Bad Boy' gold bar (28.7 kg, 922 troy ounces) and button weighing a total of 1,600 troy ounces – from one pour on March 2, 2011.

Golden Band Resources Inc.

100, 701 Cynthia Street
Saskatoon, SK S7L 6B7

T 306 955 0787 F 306 955 0788

goldenbandresources.com

Gary Haywood, VP Operations & COO

306 955 0787 Ext 7124

gary.haywood@goldenbandresources.com

Investor Relations

Raju Wani 403 240 0555

raju.wani@goldenbandresources.com

Tony Perri 604 682 6852

tony.perri@goldenbandresources.com

General Inquiries

info@goldenbandresources.com

Golden Band 
RESOURCES INC